
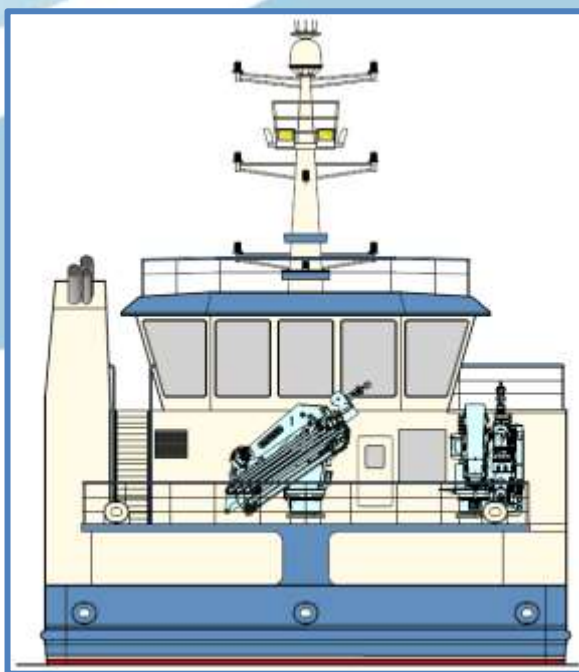
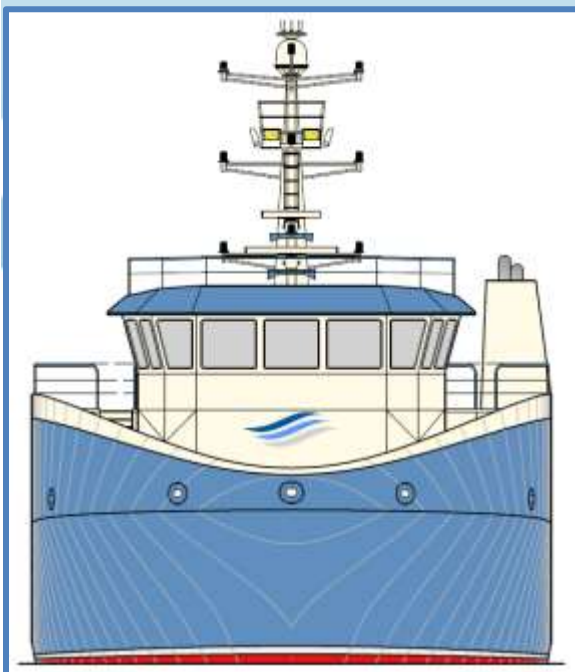


## 26m Twin Screw Aquaculture Support Vessel - MCA Cat 1 - 150 miles offshore

- capacity for 3-line hydrolicer or thermolicer
- capacity for 2 ISO tanks
- fuel and water transfer
- bollard pull approx. 18 ton
- deck cargo 200 ton



# Kallista Helen

## Specifications

<b>General:</b>	<b>Type of vessel</b> <b>Class</b> <b>Yard</b> <b>Year of build</b>	26m Aquaculture Support Vessel MCA Cat 1; 150 miles offshore Ferguson Marine Engineering, Glasgow Delivery November 2019
<b>Dimensions:</b>	<b>LOA</b> <b>Beam</b> <b>Depth</b> <b>Draft (approx)</b>	26.5 m 12 m 3.5 m 2.2 m
<b>Tank Capacities:</b>	<b>Fuel</b> <b>Fresh water</b> <b>Transfer pumps</b> <b>Ballast</b>	56 m <sup>3</sup> 40 m <sup>3</sup> 32 m <sup>3</sup> /hr 156 m <sup>3</sup>
<b>Performance:</b>	<b>Speed</b> <b>Bollard pull</b>	12.5 kts (tbc) 18 ton (TBC)
<b>Propulsion System / Aux Equipment:</b>	<b>Main engines</b> <b>Total power</b> <b>Propellers</b>  <b>Bow thruster</b> <b>Generator sets</b>	2 x Mitsubishi S6R-(Z3) MPTAW-3 1300 hp Twin screw, fixed pitch 1400 mm props in nozzle with high lift rudders 270 hp 2 x 650kVA & 1 x 50 kVA & 1 x 30KVA
<b>Deck Layout</b>	<b>Deck crane mid</b> <b>Deck crane aft</b> <b>Capstans</b> <b>Deck cargo</b>	40 ton/m; max outreach 15.1 m with remote 40 ton/m; max outreach 15.1 m with remote 4 x 5t 200 ton (tbc)
<b>Accommodation:</b>	12 persons 6 x 2 berth cabins Changing/drying area with toilet and laundry facility Separate galley / messroom / lounge Extra modular accommodation is available	Heated living space Shower/toilet